

# youth *incorporated*

EDUCATE + ENTERTAIN

MARCH 2013 || ₹50

[www.youthincmag.com](http://www.youthincmag.com)



5 KINDS OF LEARNERS  
Find out the best study methods for you

# WORLD'S BEST COLLEGES 2013

UNEXPLORED KERALA  
Hidden treasures for the  
offbeat traveller

EVERY GIRL'S GUIDE  
Situations women face  
and how to tackle them

WHAT'S COOKING,  
GOOD LOOKING?  
Food styling: sizzling  
new career option

ISSN 2277-7679




9 772277 767009

# GLOBAL UNIVERSITY RANKINGS 2013



- ☆ *Top 100 universities worldwide*
- ☆ *Top US, European, Asian & Australian universities*
- ☆ *Business programmes*
- ☆ *Engineering programmes*
- ☆ *Arts & humanities*
- ☆ *Life sciences & medicine*
- ☆ *Pure sciences*
- ☆ *Best value for money*
- ☆ *Student satisfaction*
- ☆ *Recruiter satisfaction*
- ☆ *Campus facilities*
- ☆ *Innovation in teaching methodologies*
- ☆ *Careers services*



## After months of extensive research involving the survey of 1100 institutes, 6500 recruiters and thousands of students, Youth Inc reveals the top 100 universities in the world for undergraduate study



**A**n exercise in ranking the best higher education institutes of the world is no mean task. Information gathering in itself is an exhaustive exercise, while number-crunching and analysing gives meaning to the massive raw data. The aim of the Youth Incorporated, Education Times and Rediff.com Global University Rankings 2013 through this sophisticated exercise is to identify and ascertain the universities in the world that are fulfilling their commitment to provide quality education. The study was conducted over several months using research and survey inputs from thousands of people in more than 50 countries. We have brought together a large group of responses from not just institutes but also

from current students. Additionally, feedback from 6,500 known recruiters on their experience of recruiting graduates from the institutes has greatly enhanced the survey. Thus, the universities were ranked using the responses of three indigenous groups based on factors that include financial aid, campus facilities, diversity of students, career prospects and more. The survey also allowed us to go one step further and provide you with more specialised rankings which take into account individual factors such as campus facilities, value for money and exchange programmes that come into play when picking a university. We have also ranked the best universities based on regional distribution and have provided separate rankings of the best institutes in study streams such as engineering, the arts, management and the sciences.

*Detailed information on the Youth Incorporated, Education Times (media partner) and Rediff.com (online partner) Global University Rankings 2013 is available on [www.youthincmag.com](http://www.youthincmag.com)*

# TOP 100 UNIVERSITIES

**Youth Inc analyses universities across the world with inputs from students, faculty and recruiters to bring you a detailed list of the top 100 institutes for undergraduate courses**

RANK	NAME OF INSTITUTION	COUNTRY	SCORE	2011-12 RANK
1	Harvard University	USA	100	1 —
2	Stanford University	USA	99.8	2 —
3	University of Pennsylvania	USA	99.7	7 ▲
4	Massachusetts Institute of Technology	USA	99.5	3 ▼
5	University of Oxford	UK	99.4	4 ▼
6	University of Chicago	USA	99.3	5 ▼
7	Yale University	USA	99.2	6 ▼
8	Columbia University	USA	99.1	8 —
9	Princeton University	USA	99	11 ▲
10	Cornell University	USA	98.9	10 —
11	University of Cambridge	UK	98.7	18 ▲
12	California Institute of Technology	USA	98.4	12 —
13	Imperial College London	UK	98.2	9 ▼
14	Brown University	USA	98.1	24 ▲
15	University of Waterloo	Canada	97.6	NEW
16	London School of Economics	UK	97.4	20 ▲
17	University of Tokyo	Japan	97.2	17 —
18	Northwestern University	USA	97	14 ▼
19	Indian Institute of Technology Mumbai	India	96.7	31 ▲
20	University of Michigan, Ann Arbor	USA	96.5	15 ▼
21	University of California, Los Angeles	USA	96.3	23 ▲
22	Carnegie Mellon University	USA	96	22 —
23	New York University	USA	95.9	25 ▲
24	University of Melbourne	Australia	95.7	19 ▼
25	École Normale Supérieure	France	95.5	21 ▼





Stanford University

## WHAT'S CHANGED FROM 2011-2012?

Our last survey conducted in 2011-2012 allows for a comparison which can be seen in the rankings. While it would be expected that the top 10 rankers of any list would remain consistent over time, our results show a shift in the top 10 of the global rankings within the space of a year.

Not only have the top 10 shifted spots, one among the top 3 has given way to another institute. While Harvard University and Stanford University have retained their positions of number 1 and 2 respectively, the previously third-ranked Massachusetts Institute of Technology has slipped down to four to make way for University of Pennsylvania. The rest of the top 10 seems to be similar, barring Imperial College London which makes way for the addition of Princeton University.

On a quick glance, it is apparent that the United States dominates in the realm of higher education. The only non-American university in the top 10 is Oxford which has also seen a drop in rank from our previous survey.

RANK	NAME OF INSTITUTION	COUNTRY	SCORE	2011-12 RANK
26	National University of Singapore	Singapore	95.3	29 ▲
27	Indian Institute of Technology Delhi	India	95.2	NEW
28	Duke University	USA	95	28 –
29	IE University	Spain	94.9	37 ▲
30	Chinese University of Hong Kong	China	94.7	27 ▼
31	University of California, Berkeley	USA	94.6	30 ▼
32	Ludwig-Maximilians-Universität München	Germany	94.3	32 –
33	Hong Kong University of Science & Tech	China	94.2	35 ▲
34	Johns Hopkins University	USA	94.1	34 –
35	Emory University	USA	94	33 ▼
36	École Polytechnique Fédérale de Lausanne	Switzerland	93.9	36 –
37	University College London	UK	93.7	26 ▼
38	Dartmouth College	USA	93.6	41 ▲
39	University of Virginia	USA	93.4	43 ▲
40	University of Copenhagen	Denmark	93.1	38 ▼
41	Universidade de São Paulo	Brazil	92.6	47 ▲
42	University of Zürich	Switzerland	92.5	39 ▼
43	Kings College, London	UK	92.3	40 ▼
44	Rice University	USA	92	44 –
45	University of Texas at Austin	USA	91.5	45 –
46	University of British Columbia	Canada	91.1	42 ▼
47	Peking University	China	91	52 ▲
48	Pontificia Universidad Católica de Chile	Chile	90.9	48 –
49	Universität Heidelberg	Germany	90.7	50 ▲
50	Technische Universität München	Germany	90.5	53 ▲



Indian Institute of Technology, Mumbai

## THE INDIAN ANGLE

The Indian contingent on the list seems to be on the rise – four Indian institutes have made it to the top 100, as opposed to only one in our 2011-2012 ranking effort. The Indian Institute of Technology (IIT) at Mumbai has moved up to 19 from its previous position at 31. Accompanying it are IIT Delhi, IIT Kanpur and the University of Delhi which rank at 27, 79 and 99 respectively. We believe that the educational reforms being implemented in the country are responsible for the increasing visibility of Indian higher education institutes in our global ranking exercise.

That said, our rankings also reflect that institutes other than the IITs are not competent enough to feature with

RANK	NAME OF INSTITUTION	COUNTRY	SCORE	2011-12 RANK
51	University of Helsinki	Finland	90.2	51 —
52	University of Sydney	Australia	90.1	46 ▼
53	HEC	France	89	55 ▲
54	Vanderbilt University	USA	88.7	49 ▼
55	Universidad de Buenos Aires	Argentina	88.3	56 ▲
56	Nanyang Technological University	Singapore	88.1	61 ▲
57	Fudan University	China	87.9	69 ▲
58	Australian National University	Australia	87.6	58 —
59	Tokyo Institute of Technology	Japan	87.3	66 ▲
60	Seoul National University	South Korea	87.1	60 —
61	University of Southern California	USA	87	57 ▼
62	University of Warwick	UK	86.6	75 ▲
63	University of Wisconsin Madison	USA	86.2	62 ▼
64	École Polytechnique	France	86	71 ▲
65	Monash University	Australia	85	67 ▲
66	University of Birmingham	UK	84	NEW
67	Erasmus University Rotterdam	Netherlands	83	70 ▲
68	Universidad Nacional Autónoma de México	Mexico	82	68 —
69	University of New South Wales	Australia	81.5	59 ▼
70	University of Edinburgh	UK	81	64 ▼
71	University of North Carolina Chapel Hill	USA	80	65 ▼
72	University of Auckland	New Zealand	79.7	76 ▲
73	Tohoku University	Japan	79.5	73 —
74	Tsinghua University	China	79	72 ▼
75	Uppsala University	Sweden	78.6	74 ▼



**Last month, Prime Minister Manmohan Singh acknowledged the dismal state of higher education in the country. “We must recognise that too many of our higher educational institutions are simply not up to the mark,” he said**





Indian Institute of Technology, Delhi

**Four Indian institutes have made it to the Top 100 list, which is an improvement from last year's ranking. However, three of those institutes are IITs, making us question the absence of other universities**

the world's best institutes, a revelation that should be an impetus to take a long, hard look at the state of higher education in India.

Last month, Prime Minister Manmohan Singh acknowledged the dismal state of higher education in the country. "We must recognise that too many of our higher educational institutions are simply not up to the mark," he said. "Too many of them have simply not kept abreast with the rapid changes that have taken place in the world around us in recent years, still producing graduates in subjects that the job market no longer requires."

In addition, President Pranab Mukherjee encouraged private players to enter the education sector and contribute towards its improvement. However, a study conducted by IDFC indicates that despite such efforts, the higher education sector in India remains "over regulated and under governed". Pending education bills, restrictive regulations and cumbersome laws are some roadblocks that discourage private sector involvement. The study also suggests that autonomy practised with accountability could be a possible solution to this mess.

RANK	NAME OF INSTITUTION
76	Georgia Institute of Technology
77	University of Queensland
78	National Taiwan University
79	Indian Institute of Technology Kanpur
80	University of Rochester
81	University of Groningen
82	University of Bern
83	University of Adelaide
84	University of Surrey
85	Paris Dauphine University
86	Ecole Centrale de Paris
87	Stockholm University
88	University of Tel Aviv
89	University of Washington
90	University of Amsterdam
91	University of York
92	Washington University St.Louis
93	University of Pittsburg Bradford
94	Pompeu Fabra University
95	University of Sciences Philadelphia
96	Purdue University
97	Heriot-Watt University
98	Bradley University
99	University of Delhi
100	Grenoble Ecole de Management

COUNTRY	SCORE	2011-12 RANK
USA	78.3	82 ▲
Australia	78	77 –
Taiwan	77.8	78 –
India	77.5	NEW
USA	77	84 ▲
Netherlands	76.9	80 ▼
Switzerland	76.3	81 ▼
Australia	76	83 –
UK	75	NEW
France	74.5	85 –
France	74	88 ▲
Sweden	73	91 ▲
Israel	72	100 ▲
USA	71	89 –
Netherlands	70	86 ▼
UK	69	94 ▲
USA	68.7	87 ▼
USA	68.5	NEW
Spain	68	98 ▲
USA	67.5	NEW
USA	67	92 ▼
UK	66	NEW
USA	65	NEW
India	64.5	NEW
France	64	NEW

## TOP US UNIVERSITIES

RANK	NAME OF INSTITUTION	COUNTRY
1	Harvard University	USA
2	Stanford University	USA
3	University of Pennsylvania	USA
4	Massachusetts Institute of Technology	USA
5	University of Chicago	USA
6	Yale University	USA
7	Columbia University	USA
8	Princeton University	USA
9	Cornell University	USA
10	California Institute of Technology	USA

WIKIMEDIA COMMONS USER WALLYG

Harvard University

# 2013

# WO



University of Oxford

FlickR USER AHERRERO

## TOP EUROPEAN UNIVERSITIES

RANK	NAME OF INSTITUTION	COUNTRY
1	University of Oxford	UK
2	University of Cambridge	UK
3	Imperial College London	UK
4	London School of Economics	UK
5	École Normale Supérieure	France
6	IE University	Spain
7	Ludwig-Maximilians-Universität München	Germany
8	École Polytechnique Fédérale de Lausanne	Switzerland
9	University College London	UK
10	University of Copenhagen	Denmark







Flickr User 305 SEAHILL

University of Tokyo

## TOP ASIAN UNIVERSITIES

RANK	NAME OF INSTITUTION	COUNTRY
1	University of Tokyo	Japan
2	Indian Institute of Technology Mumbai	India
3	National University of Singapore	Singapore
4	Indian Institute of Technology Delhi	India
5	Chinese University of Hong Kong	China
6	Hong Kong University of Science & Technology	China
7	Peking University	China
8	Nanyang Technological University	Singapore
9	Fudan University	China
10	Tokyo Institute of Technology	Japan

# TOP

# RLD WIDE



University of Sydney

## TOP AUSTRALIAN UNIVERSITIES

RANK	NAME OF INSTITUTION	COUNTRY
1	University of Melbourne	Australia
2	University of Sydney	Australia
3	Australian National University	Australia
4	Monash University	Australia
5	University of New South Wales	Australia
6	University of Queensland	Australia
7	University of Adelaide	Australia

# TOP UNIVERSITIES IN

## BUSINESS PROGRAMMES

RANK	NAME OF INSTITUTION	COUNTRY
1	Harvard University	USA
2	Stanford University	USA
3	National University of Singapore	Singapore
4	University of Cambridge	UK
5	University of Oxford	UK
6	Columbia University	USA
7	London School of Economics	UK
8	IE University	Spain
9	Massachusetts Institute of Technology	USA
10	University of Michigan, Ann Arbor	USA



WIKIMEDIA COMMONS



ANTONIO BARRERA, WIKIMEDIA COMMONS

Princeton University

## ENGINEERING PROGRAMMES

RANK	NAME OF INSTITUTION	COUNTRY
1	California Institute of Technology	USA
2	Massachusetts Institute of Technology	USA
3	Stanford University	USA
4	Imperial College London	UK
5	National University of Singapore	Singapore
6	University of Oxford	UK
7	Indian Institute of Technology Mumbai	India
8	Columbia University	USA
9	Cornell University	USA
10	Indian Institute of Technology Delhi	India

IMPERIAL COLLEGE LONDON

### BED FOR HIRE

.....  
**80%** STUDENTS WERE DELIGHTED  
 WITH THE HOUSING FACILITIES AND  
 OTHER CAMPUS SUPPORT PROVIDED  
 BY THEIR INSTITUTION



FLICKR USER JAMESZ

# DIFFERENT STREAMS



California Institute of Technology

## ARTS & HUMANITIES

RANK	NAME OF INSTITUTION	COUNTRY
1	Harvard University	USA
2	University of Cambridge	UK
3	Stanford University	USA
4	Princeton University	USA
5	Yale University	USA
6	University of Oxford	UK
7	National University of Singapore	Singapore
8	University of Tokyo	Japan
9	Columbia University	USA
10	University of Waterloo	Canada

## LIFE SCIENCES & MEDICINE

RANK	NAME OF INSTITUTION	COUNTRY
1	Harvard University	USA
2	University of Cambridge	UK
3	Johns Hopkins University	USA
4	Stanford University	USA
5	Yale University	USA
6	University of Oxford	UK
7	University of Californias, Berkeley	USA
8	Imperial College London	UK
9	Cornell University	USA
10	University of Waterloo	Canada

## PURE SCIENCES

RANK	NAME OF INSTITUTION	COUNTRY
1	Massachusetts Institute of Technology	USA
2	Harvard University	USA
3	University of Cambridge	UK
4	Stanford University	USA
5	Princeton University	USA
6	University of Oxford	UK
7	National University Singapore	Singapore
8	Yale University	USA
9	Cornell University	USA
10	University of Tokyo	Japan



COLUMBIA UNIVERSITY

## LET'S TAKE A FIELD TRIP

.....  
**70% STUDENTS BELIEVED THAT  
 THEIR COURSE EMBRACED CREATIVE  
 LEARNING METHODS INCLUDING  
 COMPANY VISITS**



# QUESTIONS THAT MATTER

## BEST VALUE FOR MONEY

RANK	NAME OF INSTITUTION	COUNTRY
1	National University of Singapore	Singapore
2	Indian Institute of Technology Mumbai	India
3	Indian Institute of Technology Delhi	India
4	University of Waterloo	Canada
5	Yale University	USA
6	Universität Heidelberg	Germany
7	Cornell University	USA
8	Hong Kong University of Science & Technology	China
9	Columbia University	USA
10	Brown University	USA

## THERE IS SUFFICIENT GENDER DIVERSITY IN MY CLASS

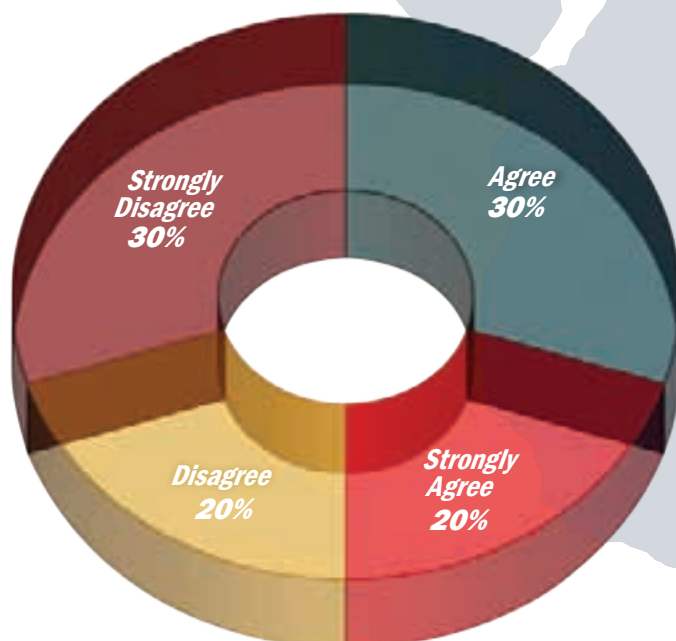
A whopping 60% of students who are currently attending these universities believe that their classroom doesn't have an appropriate male-female ratio. This comes as a shock since our last survey recorded a 45% discrepancy; instead of improving the count of males to females, there has been a backslide in the gender ratio present in top universities.

## CHANGING BODIES

**60%** STUDENTS REPORTED THAT THEY WERE EXCITED ABOUT THE EXCHANGE PROGRAMMES OFFERED BY THEIR INSTITUTE

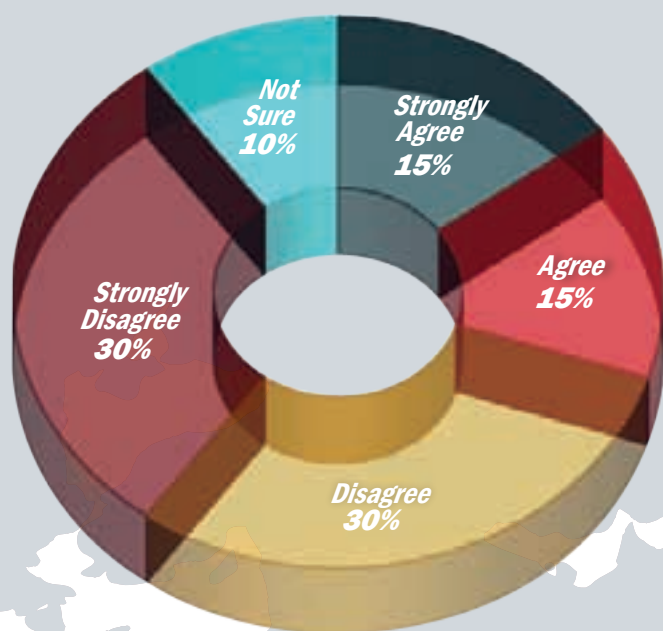
## STUDENT SATISFACTION

RANK	NAME OF INSTITUTION	COUNTRY
1	Harvard University	USA
2	Stanford University	USA
3	Columbia University	USA
4	Brown University	USA
5	University of Pennsylvania	USA
6	University of Oxford	UK
7	École Normale Supérieure	France
8	University of Cambridge	UK
9	Princeton University	USA
10	London School of Economics	UK



INTERNATIONAL STUDENT DIVERSITY

**THERE ARE MANY INDIVIDUAL FACTORS WHICH GO INTO THE MAKING OF A WORLD-CLASS INSTITUTE. TO FIND OUT HOW UNIVERSITIES FARE BEHIND THE SCENES, WE ASKED STUDENTS TO RATE THEIR EXPERIENCES WITHIN THE FOUR WALLS OF THEIR INSTITUTE**



**STUDENT GENDER DIVERSITY**

**THERE IS SUFFICIENT INTERNATIONAL DIVERSITY IN MY CLASS**

The survey shows that students currently enrolled in these top universities are divided on the number of international students present in their classroom. There is an even 50% that believe there are sufficient international students enrolled in their university while the other 50% believe there aren't enough international students. Our last survey showed that 60% students found a positive international diversity in their institutes.

## RECRUITER SATISFACTION

RANK	NAME OF INSTITUTION	COUNTRY
1	Stanford University	USA
2	Harvard University	USA
3	University of Pennsylvania	USA
4	Carnegie Mellon University	USA
5	Brown University	USA
6	Indian Institute of Technology Mumbai	India
7	Hong Kong University of Science & Technology	China
8	University of Waterloo	Canada
9	University of Oxford	UK
10	Indian Institute of Technology Delhi	India

## EXPRESSIVE EDUCATORS

**70%** STUDENTS REPORTED THAT THEIR TEACHERS ADOPTED INNOVATIVE TEACHING METHODS IN THE CLASSROOM

## CAMPUS FACILITIES

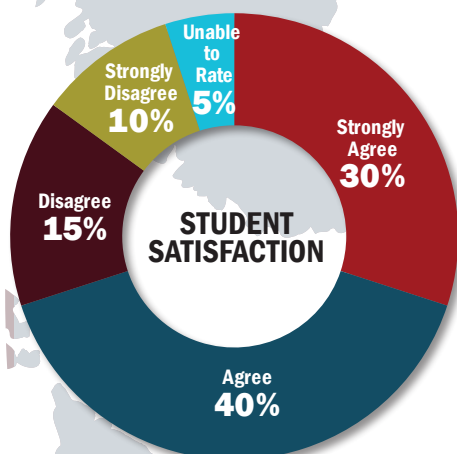
RANK	NAME OF INSTITUTION	COUNTRY
1	Massachusetts Institute of Technology	USA
2	Columbia University	USA
3	Cornell University	USA
4	Princeton University	USA
5	University of Oxford	UK
6	University of Cambridge	UK
7	California Institute of Technology	USA
8	Duke University	USA
9	Dartmouth College	USA
10	IE University	Spain

## INNOVATION IN TEACHING METHODOLOGIES

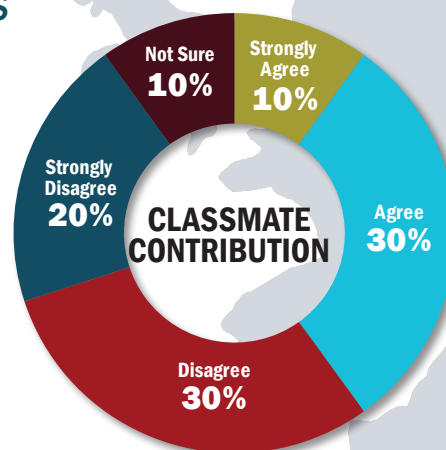
RANK	NAME OF INSTITUTION	COUNTRY
1	Stanford University	USA
2	Harvard University	USA
3	London School of Economics	UK
4	Brown University	USA
5	Northwestern University	USA
6	Dartmouth College	USA
7	IE University	Spain
8	Columbia University	USA
9	École Normale Supérieure	France
10	Ludwig-Maximilians-Universität München	Germany

THE TEACHING FACULTY AT MY INSTITUTION ARE VERY RECEPTIVE TO DISCUSSIONS, QUESTIONS AND NEW IDEAS

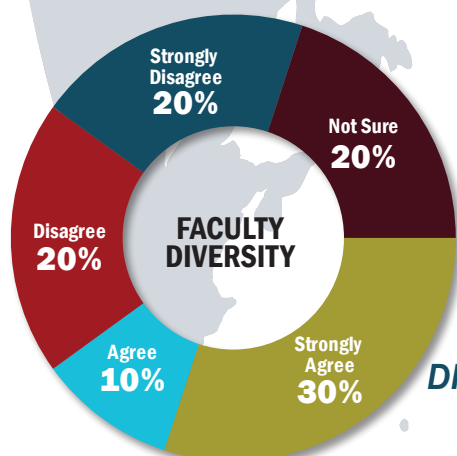
50% students feel that the student-faculty relationship in their institute is positive and that their teaching faculty is very receptive. This is usually a strong indicator of a top university's grade. Our 2011-12 survey showed that 70% students found their student-faculty relationship to be positive, this seems to be a setback for top universities across the world.



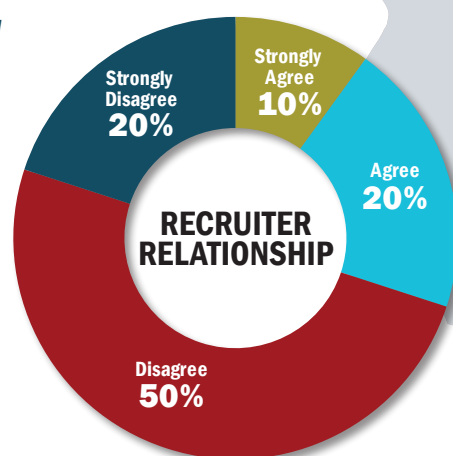
MY CLASSMATES ENHANCE MY LEARNING EXPERIENCE BY CONTRIBUTING TO CLASS DISCUSSIONS



OVERALL, I AM VERY SATISFIED WITH MY INSTITUTE

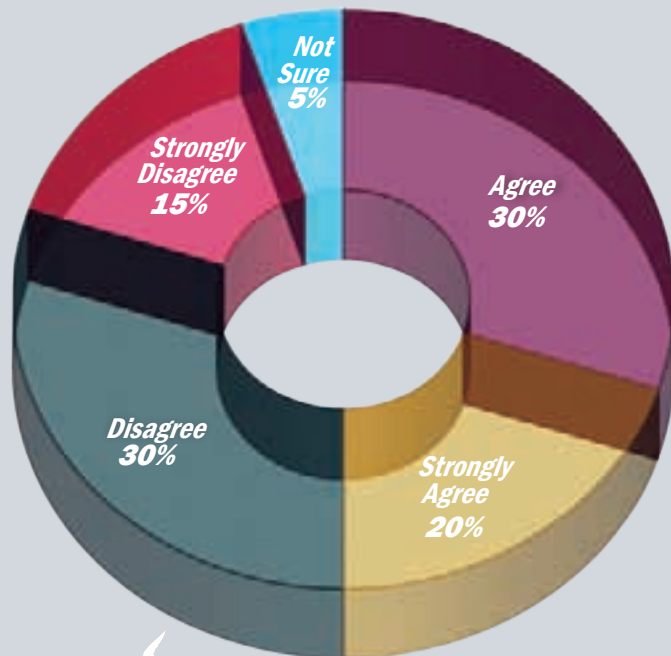


MY INSTITUTION HAS A CAREER SERVICE CELL AND IS WELL-KNOWN WITH RECRUITERS



MY TEACHING FACULTY ARE DIVERSE AND COME FROM DIFFERENT COUNTRIES

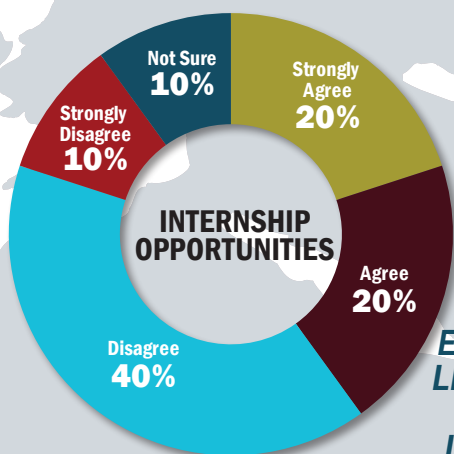




## CAREER SERVICES

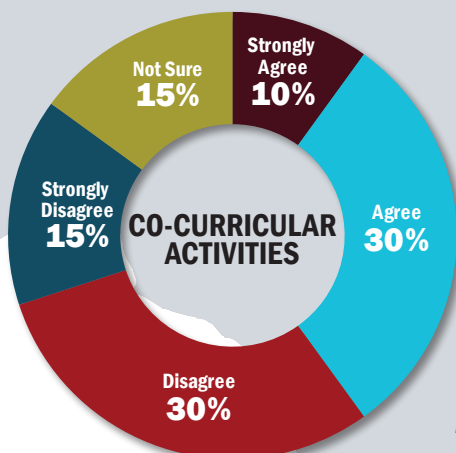
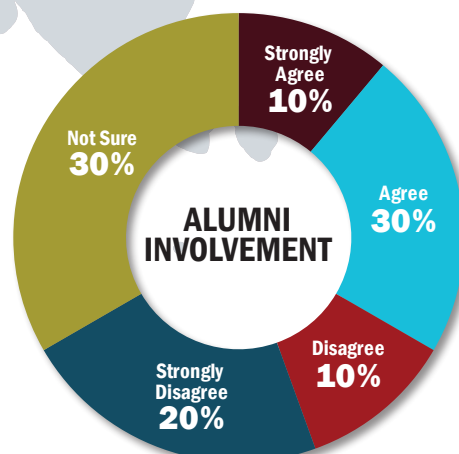
RANK	NAME OF INSTITUTION	COUNTRY
1	Harvard University	USA
2	Stanford University	USA
3	University of Pennsylvania	USA
4	Columbia University	USA
5	Indian Institute of Technology Mumbai	India
6	Indian Institute of Technology Delhi	India
7	Carnegie Mellon University	USA
8	National University of Singapore	Singapore
9	University of California, Berkeley	USA
10	Dartmouth College	USA

## RECEPTIVE FACULTY



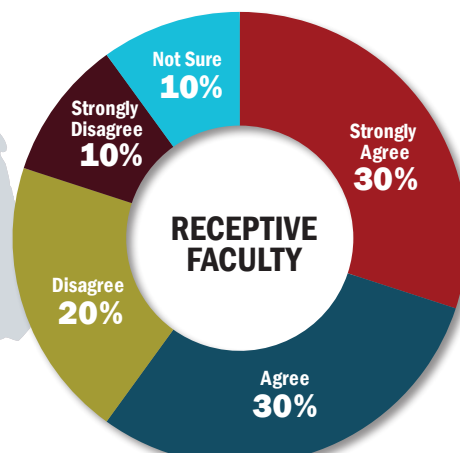
**THE ALUMNI  
ARE ENGAGED  
WITH THE  
CAREER  
SERVICE CELL**

**MY INSTITUTION  
ENCOURAGES REAL  
LIFE LEARNING AND  
HELPS ORGANISE  
INTERNSHIPS WITH  
COMPANIES.**



**I FEEL THAT  
THE FACULTY  
CARE ABOUT  
ME AND VALUE  
MY OPINIONS IN  
CLASS**

**MY INSTITUTION  
ENCOURAGES ME  
TO PARTICIPATE IN  
EXTRACURRICULAR  
ACTIVITIES**





**YOUTH INC'S RESEARCH UNIT CALIBRATED EXTENSIVE DATA FROM A VARIETY OF SOURCES, WHICH WAS THEN ANALYSED TO ASCERTAIN THE TOP PERFORMING INSTITUTES OF 2013**



**W**e chose institutes across the world after having discussions with thousands of students, recruiters and faculty. Youth Inc's Research Unit (YRU) also studied domestic rankings in various countries to find the best institutes.

We sent survey links to 1,100 institutes and provided them with unique codes so that they could submit their responses online. Current students of the institutes were asked to specify the stream they were studying and then rate specific statements which were pertaining to the factors considered in this ranking. Several institutes directly contacted their current students and recruiters and asked them to take part in our survey.

Over 6,500 recruiters were sent emails with the survey link. The recruiter list was prepared from the responses of the institutes and also included internationally well-known recruiters.

Below are the factors we considered and the overall weightage assigned to them:

- ◆ Careers, recruitment and industry viability of students – **55%**
- ◆ Diversity and international outlook – **10%**
- ◆ Innovation – **10%**
- ◆ Campus, extracurricular activities, exchange programmes – **15%**
- ◆ Money, student satisfaction – **10%**

### **CAREERS, RECRUITMENT AND INDUSTRY VIABILITY OF STUDENTS – 55%**

This category significantly impacts the overall score of an institute since it is the most weighted factor. One of the most important criteria to select institutes is the student's industry viability after graduation.

Recruiters were asked to list and rate the institutes that they were most likely to recruit from. They were asked the likelihood of recruiting again from the same institute and their satisfaction with the institute's careers cell. Recruiters rated students

on various factors including analytical and problem solving skills, leadership potential, communication and interpersonal skills and so on.

Institutes and students were also asked about the availability and functioning of a career services cell on campus and how active such a service was. We also considered what percentage of students were actually placed, both domestically and internationally, through the institute's career services cell. Students also reported the availability and ease of obtaining internships.

### **DIVERSITY AND INTERNATIONAL OUTLOOK – 10%**

This category looks not only at diversity of faculty but also at diversity of students in the classroom. The international outlook includes international students that are attracted and retained by the institute.

Institutes were asked to report the total number of students on campus and what percentage of the students were international and speak two or more languages. Gender diversity of the students was considered.

Institutes also reported the percentage of the faculty that were international, hold a doctorate degree and accredited with their own publishing material along with the

gender diversity of the faculty.

Students were asked to rate the student and faculty diversity in their class.

### **INNOVATION – 10%**

This category looks at how innovatively programmes are constructed and taught and how faculty engage the students – an important factor in the overall perception of an institute.

We considered the different ways in which an institute constructs programmes. Institutes were asked to select from a list of different teaching methodologies that we considered innovative – some of these included company visits, dual or multiple majors and course collaborations between different departments at the institute. Our list was made after surveying students across different campuses worldwide.

Students were asked to report how satisfied they are with faculty who use innovative ways to teach subjects.

### **CAMPUS, EXTRACURRICULAR ACTIVITIES, EXCHANGE PROGRAMMES – 15%**

This category considers the support students receive on campus and the availability of extracurricular activities. The exchange programmes

$$Z = \frac{x - \mu}{\sigma}$$

*Standard Deviation ( $\sigma$ ) calculations show us how much variation exists from the average or the mean.*

*A Z-score, also known as standard score, z-value, or normal score indicates by how many standard deviations datum ( $x$ ) is above or below the mean ( $\mu$ ). Simply put, Z-scores tell us how far or close particular data is to the mean.*

*Standard Deviation and Z-scores helps us compare individual scores from different bunches of data at high confidence levels.*



offered by the institute and how actively students are encouraged to opt for such programmes was also considered.

We asked institutes to indicate the different types of assistance provided by the student office or a similar body on campus. Our initial list was made after surveying students across different campuses worldwide.

Students reported if they were encouraged by the institute to participate in different extracurricular activities on campus.

Institutes were asked to report the percentage of students that opted for exchange programmes. We also considered the exchange students present on the institute's campus.

## MONEY, STUDENT SATISFACTION – 10%

This category takes into account a critical part of education today – finances. And more importantly, how satisfied a student is with the institute.

We considered students' opinions on whether a particular institute was perceived as 'value for money'. We also asked institutes to state the percentage of students who received some sort of funding from the institutes.

Students were asked to rate their institutes on various factors including attitude of staff and professors, location, course content and so on and institutes were asked to report the graduation rate of students enrolled and what percentage of students transfer out of the institution.

## SCORES

We calculated the standard deviation and standard scores (Z-scores) so that we could combine and analyse the data with more accuracy and reliability. Below is a summary of the factors and the weightage given to each factor when we ranked the institutes. Each factor was made up of a set of questions. The total percentage attributed to that factor was based

on the average score of the responses multiplied by the assigned weightage. The total scores were then sorted from highest to lowest. The institute with the highest score was ranked first.

## NOT JUST NUMBERS

After we calculated the total computed scores for the institutes, we subjectively analysed the data provided by the institutes, current students and recruiters. If we found discrepancies in the satisfaction scores and the subjective descriptions, we omitted the data.

## MISSING DATA

In a few rare occasions, some institutes did not supply data for all the questions in the survey. When data was missing, which affected factors which were low-weighted such as value for money or campus support, we entered an estimate between the average and the lowest value reported by the institute. By following such a practice we did not excessively penalise an institution with a 'zero' for data that it could not provide. At the same time, the institute was not rewarded.

## EXCLUSION OF INSTITUTES

Only institutes that offered undergraduate programmes were included in the ranking. Hence, some institutes were disqualified from our ranking because they reported data pertaining to graduate programmes.

## INSTITUTES THAT DID NOT FILL OUT THE SURVEY REPORTS ON TIME

Of the 1,100 institutes that were contacted, 23 per cent of the institutes did not complete the survey on time or did not respond. We used publicly available information on some of these institutes to include them in our ranking. We also contacted current students and recruiters of these institutes and compared the data we received with the data from institutes that participated in our survey. ✓

	Institute	Current students
Careers service	3%	2%
Diversity of faculty	3%	2%
Diversity of students	3%	2%
Innovation of programmes	3%	2%
Innovation in teaching methodologies	3%	2%
Campus support	3%	2%
Extracurricular activities	3%	2%
Exchange programmes	3%	2%
Value for money	3%	2%
Student satisfaction	3%	2%
	<b>30%</b>	<b>20%</b>

	Recruiters
Recall of institute where to recruit from	20%
Likelihood of recruiting from same institute again	20%
Satisfaction with institute's careers cell	10%
	<b>50%</b>